

The GM approach to School Readiness

Jon Rouse CBE
Chief Officer GM Health and Social Care Partnership

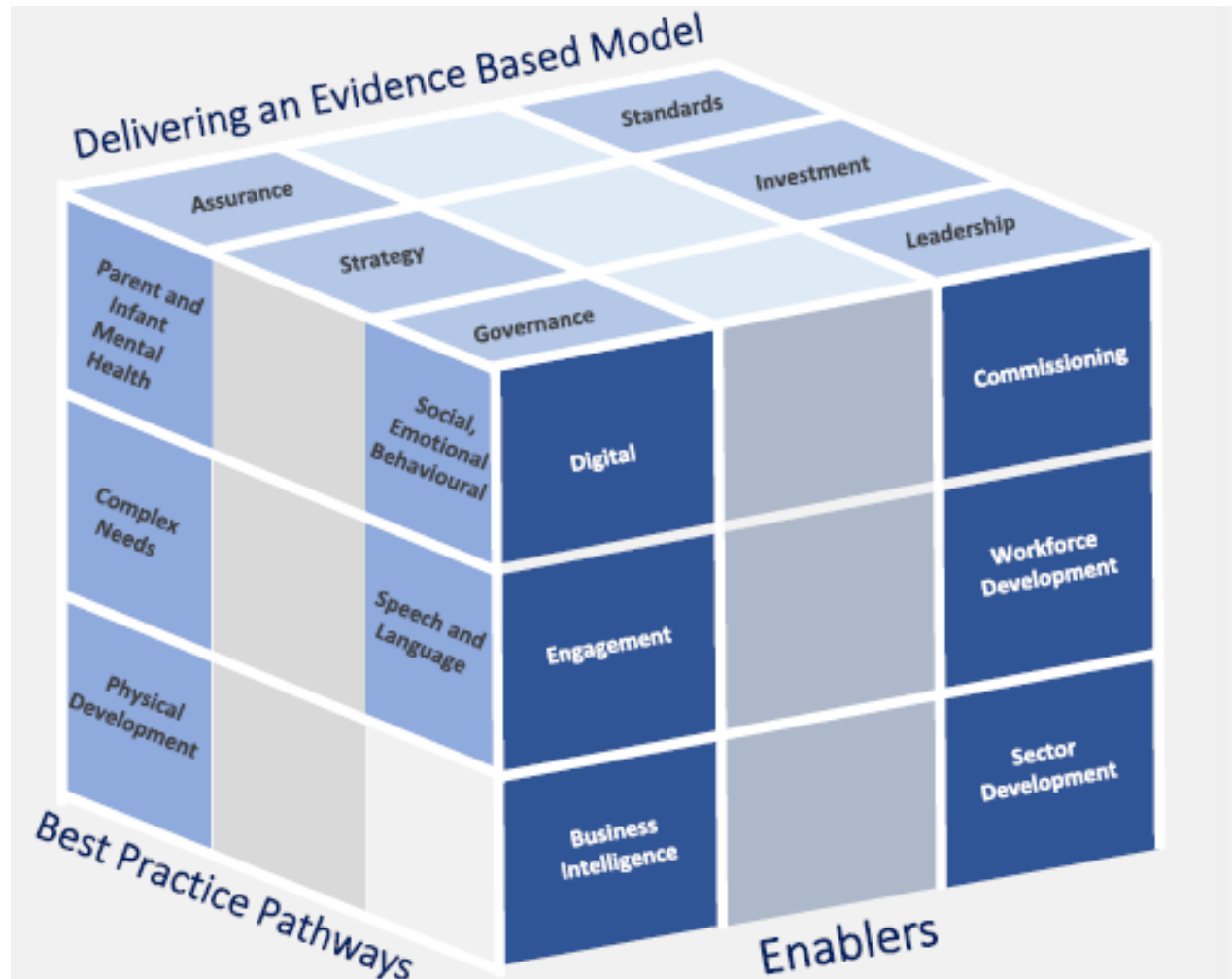
Doing things differently

Greater Manchester is working together to improve outcomes for our children.

We are creating a new model of public service delivery through:

- Place-based, integrated services
- A whole system approach to early years **which is starting to have an impact**
- Collaborating with world-leading universities, foundations and flagship BBC schemes
- Delivering on devolution and seizing future devolution opportunities

Creating a GM approach to School Readiness



Delivering an Evidence Based Model

- Working with the EIF
- Collaborating with universities
- Developing a GM-wide predictive tool for earlier interventions
- Providing GM assurance
- Identifying investment opportunities

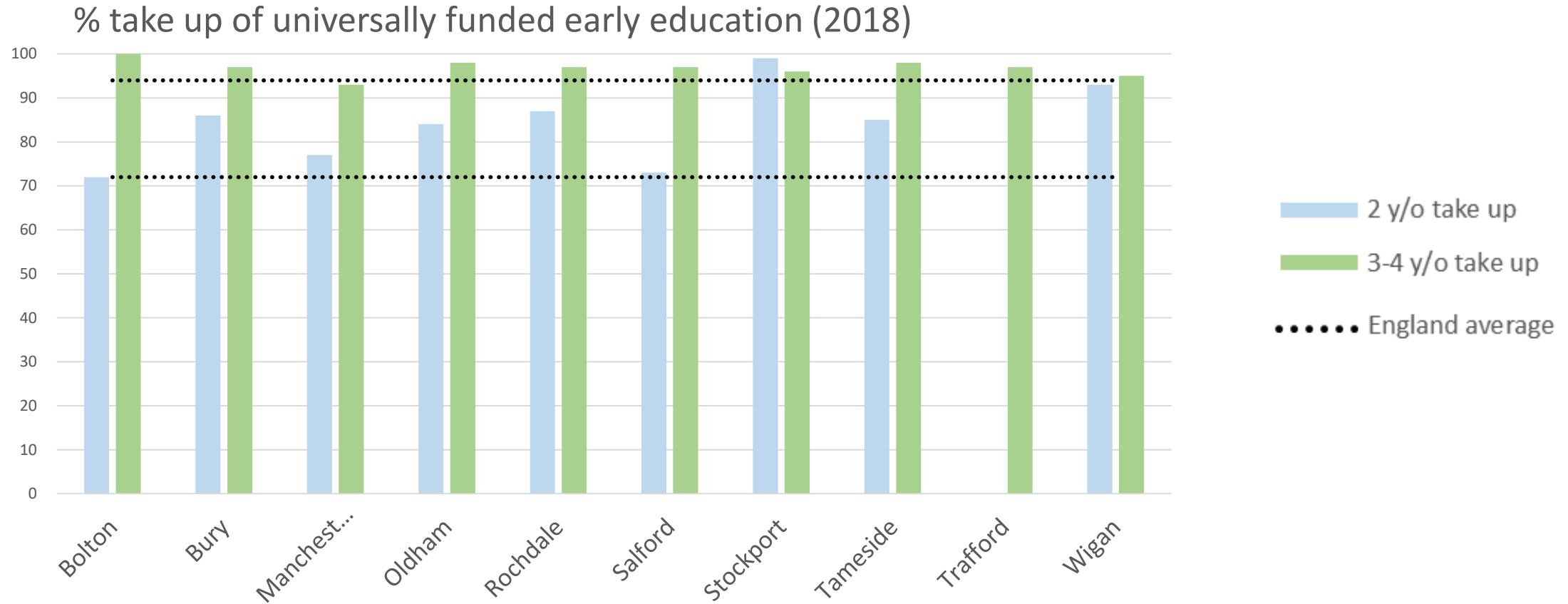
Implementing Best Practice Pathways

- Parent Infant Mental Health
- Speech, Communication and Language development
- Antenatal, including smokefree pregnancy
- Integrated support services and interventions for families with more complex needs
- Physical Development

Making the most of enablers

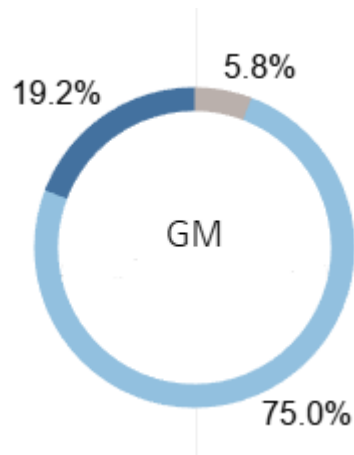
- GM Digital
- Joint Commissioning
- Engaging system leaders
- GM Early Years Workforce Academy

Schools ready: GM take-up of early education entitlement is higher than the England average

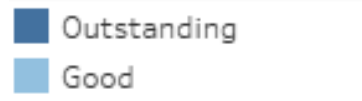
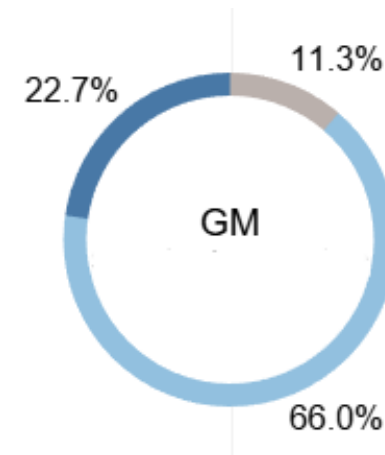


Schools ready: Our EY providers and primary schools perform well against the England average

Early Years Providers Ofsted Ratings



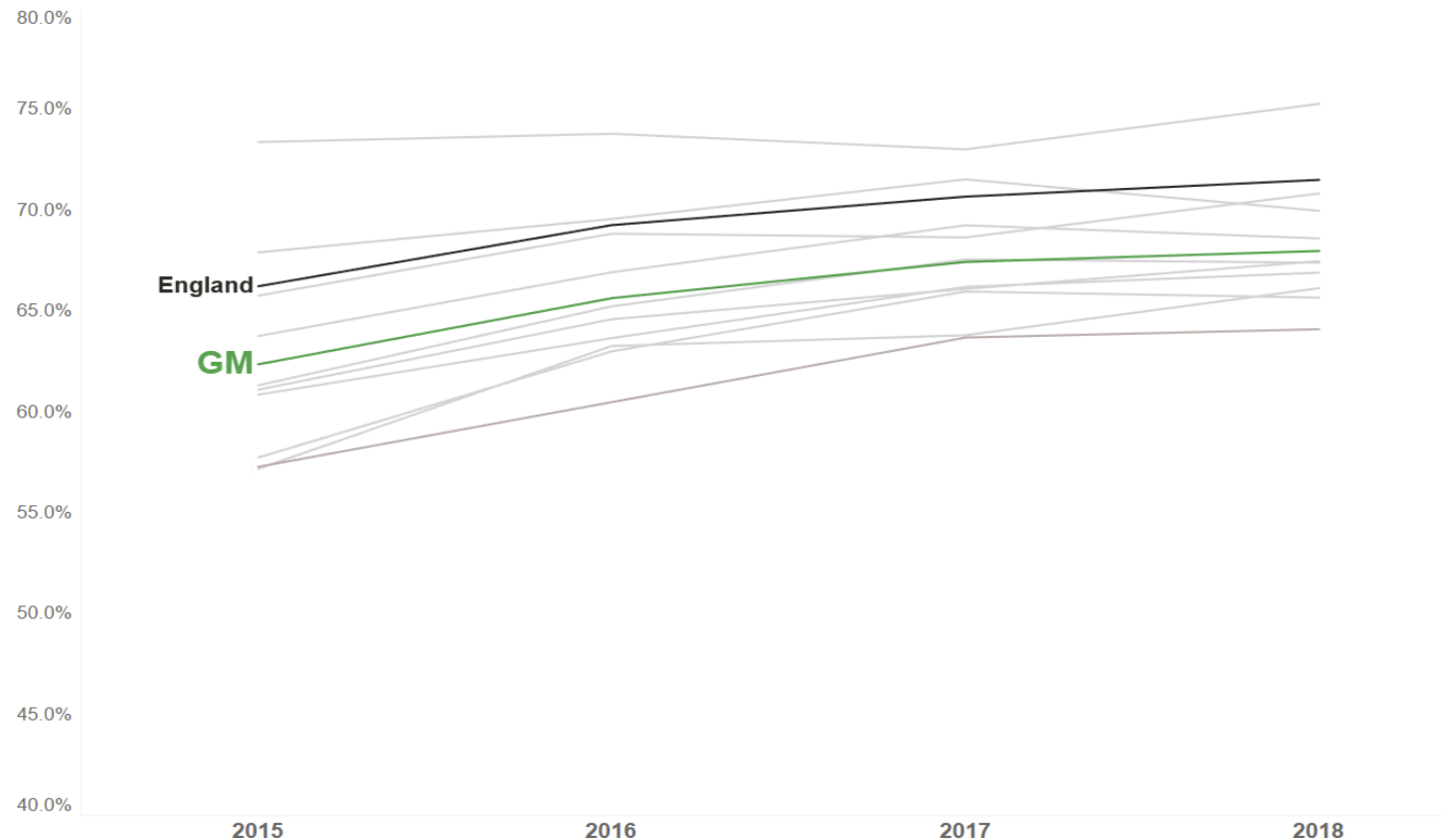
Primary School Ofsted Ratings



GM	London	Rest of Country	England		GM	London	Rest of Country	England
94.2%	91.5%	94.8%	94.5%	% Good or Outstanding, GM compared nationally	88.7%	91.7%	85.7%	86.5%

More children ready: Good Level of Development in 2018

- Across GM, 68% of children achieved a good level of development (GLD), compared to 71.5% nationally.
- The 32% of GM children not achieving a GLD represents 11,800 children. This is a 2% improvement from last year's figure of 12,000.



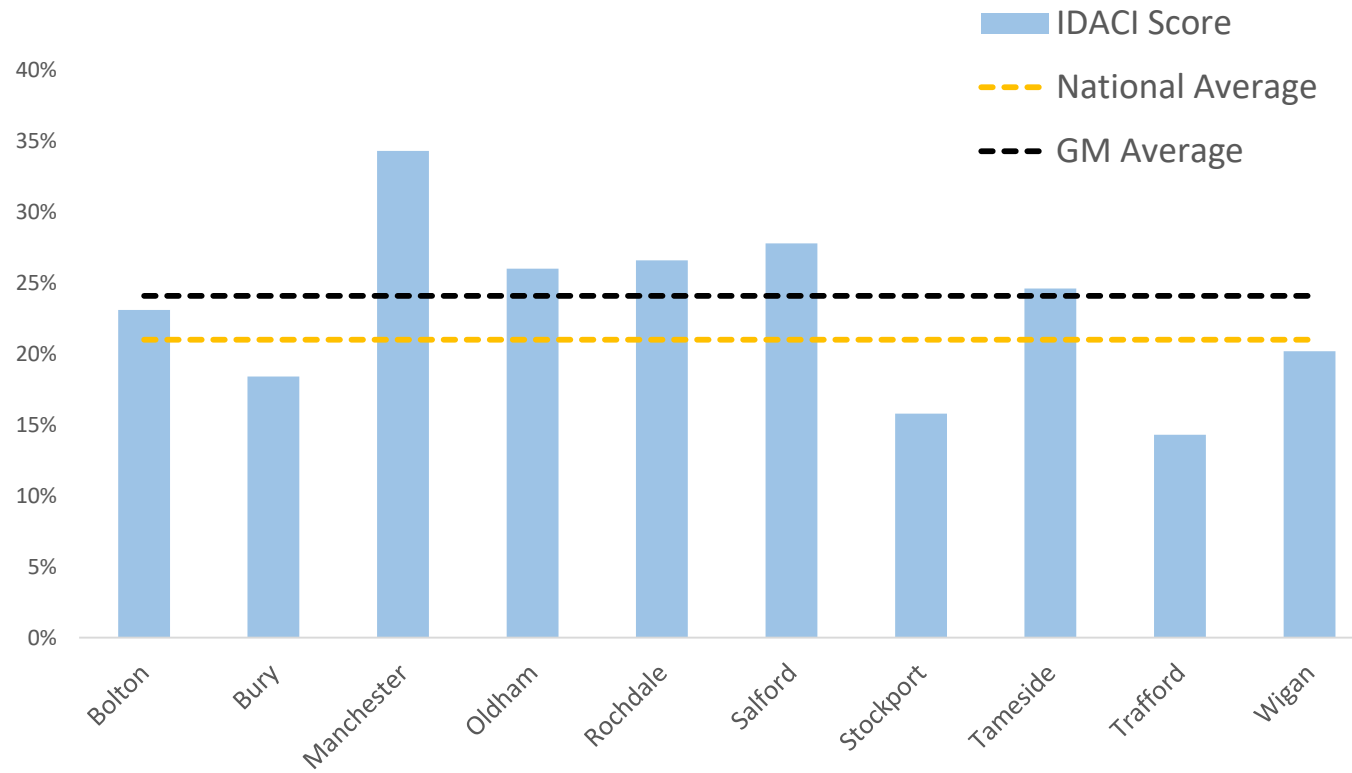
But we are still behind the national average in GLD

- Evidence suggests that fewer children achieving the Early Learning Goals in Literacy and Numeracy is keeping GM from catching up with the England average.
- In 2018, the gap between England and GM was 3.7% in Writing, 3.6% in Numbers and 4.3% in Reading.
- But we have narrowed the gap in Listening, Understanding and Speaking Early Learning Goals. In Listening, GM children narrowed the gap with the England average from 4.7% in 2015 to 3.3% in 2018.
- The same progress can be seen in Personal, Social and Emotional Development ELGs, with the gap with the England average falling to 2.6% for Managing Feelings in 2018.

But wider picture just as important.

- Rates of child poverty are important to bear in mind when contextualising GM's results
- The proportion of children living in income deprived households is higher in GM than the national average

IDACI Scores 2015
(national average
indicative only)



Despite this, we're seeing positive improvements in outcomes for our disadvantaged children

GLD results: Pupils eligible for Free School Meals

Outcomes for pupils eligible for Free School Meals have improved by 7 percentage points since 2015.

And we're narrowing the gap with the England average, from 3.4% in 2015 to 1.4% in 2018.

